

**CAMPUS RECREATION
2015-16
ANNUAL REPORT**



Excuse me for a minute as I boast and share how campus recreation continues to thrive. This year we addressed a wide scope of accomplishments and it is our commitment to our Students, Faculty/Staff and Community that have shown a positive difference not only this year but in our future. And the demand for our services continues to increase in relation to challenges, audience and expectations as we grow to anticipate these needs.

EXECUTIVE SUMMARY



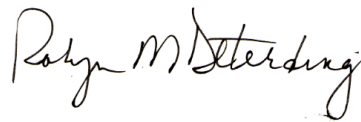
This year we welcomed six additional staff who will enrich our efforts assisting in areas such as Intramurals, Club Sports & Inclusive Recreation, Group Fitness & Personal Training, Sponsorship & Outreach, Event Scheduling and Ice Arena Management. As needs continue to expand we find ourselves also completing searches in Wellness, Student Development, Risk Management and Human Resources.

Highlights of this past year include:

- Hosting Presidential Candidate Bernie Sanders as requested by the RSO Students for Bernie Sanders
- Expansion of our philosophy of “A Place for Everyone” to include cultural competency trainings, outreach and marketing campaign, and collaborative programming with other units throughout campus.
- Energy unit retro-commissioning involving heating, air and electrical needs.
- Participation in several campus/national grants which involved student development; campus wellness; and international & domestic student interactions.

And this is only a small summary of what you’ll find as we respond to the requests facing our campus. Campus Recreation continues to do so through outreach, innovation, collaboration and entrepreneurial efforts.

I hope you enjoy reading our End of the Year Report with all the remarkable achievements from this past year. Every year gives us new and wide-ranging challenges and as I boasted in the beginning, we’ve faced them head on and always moving forward.



-Robyn M. Deterding

Vision: There is a place for everyone at Campus Recreation.

Mission: Campus Recreation provides a welcoming environment with sustainable facilities and programs that inspire the University community to engage in recreation and wellness opportunities.

Values: Innovation; Collaboration; Leadership; Student Experience; Inclusiveness

NEW HIRES Full Time

Diane Dean, Associate Director Financial Operations
Darce Dillavou, Accountant Tech II
Nick Singer, Assistant Director Intramural Activities
Brittany McGregor, Assistant Director Club Sports & Special Events
Louie Diaz, Playfield Maintenance

Graduate Assistants for 2015-2016

Eric Nurczyk, Marketing
Corie Baldwin, Aquatics
Carson Petersheim, Events & Facility Scheduling
Delaney Cherveney, Ice Arena

**FOSTER
COLLABORATION,
DISCOVERY AND
INNOVATION**

Attended workshops hosted by The Center for Innovative Teaching with a focus on creating effective teams (SD)

Working with Lifetime Fitness Program, Dept of Kinesiology, Chancellor's Office, Office of Student Affairs, Legal Counsel and Contracts and Services to bring Silver Sneakers to campus (D, SD, HLB)

Partner in SIG Grant (1st year) and submitting application for 2nd year which assists in collaborative programming to introduce domestic and international students; Programs supported included Ice Arena activities and Amazing Race activity (D, SD)

Participated in tours and presentation to Shanghai Jiao Tong University visit (D)

Attended Big 10 Summer Conference (S)

Assisted in numerous class projects and leadership minor semester project with departments such as RST, Kinesiology, College of Business, ACES, LAS, and more (SD)

Serve on Public Safety Advisory Committee (S)

Spoke to Social Work Class - Death and Dying impacting 70 students (SD)

Providing assistance with Campus Wellness Grant that evaluates faculty/staff health and wellness with RST and HR Wellness Department (A, HLB, S)

Facilitated International World Cup (D)

Participated in campus-wide Table Top Emergency Action Training (HLB, A)

Hosted the Illinois Student and Scholar Services Weathering the Winter program (S, D, SD)

Collaborative and Inclusive Programming with Beckwith Hall (D, SD)

Served as campus location for presentation of Master Plan (S)

Served as the host site in campus collaboration with McKinley Health Center to administer the mumps vaccination (HLB)

Collaborated with Student Affairs Assessment efforts to host the SA Assessment workshop (A)

Served as the host site and coordinated the logistics as they related to Campus Recreation's involvement and use of the ARC for the Bernie Sanders Campaign visit to campus (D, SD)

Worked with numerous campus units and Students for Bernie Sanders to host event impacting students, Campus and Community (SD, S)

Career Fairs hosted (SD):

- ACES
- Business (2)
- Engineering Expo (2)
- Engineering Career Services (2)
- All Campus Career Fair
- Graduate and Professional Fair

KEY
Campus Recreation goals in ().
S - Sustainability
D - Diversity
SD - Student Development
HLB - Health and Life Balance
A - Assessment

**PROVIDE
TRANSFORMATIVE
LEARNING
EXPERIENCES**

- Taught RST 340 Design and Management of Recreation, Athletic and Tourism Facilities, taking 72 students through practical and experiential learning activities Fall 2015 (3rd year) (SD)
- Guided 34 students in Dialogic discussion in Educational Psychology 203 around Race and Ethnicity and the historical and current impact on our society (6th year) (SD, D)
- Supported 3C Campus Community Connection for 2nd year working with 12 community agencies and 6 Campus agencies who provide a summer program through an introduction to our campus to under-represented middle and high school youth (S, SD, HLB, D)
- Served on the Student Affairs e-Portfolio exploration (SD)
- Attended Allerton Park Student Supervisor training (SD)
- Served as mentor and supervisor providing full-time internship experience to two RST students (SD)
- Participated in year-long supervisory communication training with Faculty Staff Assistant Program (S)
- Collaborated with Registered Student Organization, Swimmables, to develop a program designed to provide a swimming instruction for community youth with developmental disabilities (D)
- Coordinated a student team of two females and two males to travel to Atlanta, GA in March to compete in the second annual National Collegiate Battlefrog competition; All four of the team members were current Campus Recreation staff; The team did a great job representing the University of Illinois (SD)
- Searched, recruited and hired a graduate assistant for the aquatics, intramurals and student development programs (SD)
- Development of new "Student Lead" position to be the highest level student position in the department; Position oversees all operations in the absence of professional staff with a focus on ensuring all staff present, Policy Enforcement, Conflict Resolution, and Extra assistance for program areas (SD)
- Hosted NIRSA Championship Game Regional Basketball Tournament (SD)
- Promoted 20 student employees to positions such as Zamboni Driver, Customer Service Assistant, Head Instructor, Event Manager, Learn-to-Skate Coordinator and Graduate Assistant (SD)
- Hosted Sled Hockey exhibition and hands-on participation (S, D, SD)
- Continue to be creative and innovative with sponsorship opportunities (S)
- Increased student traffic in the Fitness and Wellness Suite by becoming the place where all students can explore wellness opportunities and development; Presented Fitness, Nutrition, Financial, and overall Student Wellness offerings in the Fitness and Wellness suite (SD, HLB, D)
- Programmed instructional cooking courses with high attendance and demand: Sushi Making class, International Food Potluck class, and Affordable and Fun recipes to make at resident halls (D, HLB)
- Increased number of fitness outreach opportunities: Yoga at Krannert, Fraternity and Sorority private classes, Cardio classes for Tennis, Golf, Soccer, and Gymnastic teams, Upward Bound fitness classes (HLB, D, SD)
- Hosted two successful certification courses for students and community members; PulsePointe Barre and LesMills BODYPUMP (SD)

KEY

Campus Recreation goals in ().

S - Sustainability

D - Diversity

SD - Student Development

HLB - Health and Life Balance

A - Assessment

MAKE A SIGNIFICANT AND VISIBLE SOCIETAL AND COMMUNITY IMPACT

Serve as one of the campus representatives on the Campaign Coalition Committee (D, HLB, SD, S)

Serve on Public Safety Campus Safe Lighting Sub-Committee (HLB, S)

Revision and implementation of Building Emergency Action Plan including staff training (S, HLB, S)

Kristina Pettigrew awarded Campus Emergency Planning Award from the Division of Public Safety for significant contributions to the emergency planning efforts of the University of Illinois (S)

Cultural Competency Training provided for staff with subjects such as Transgender Bathroom and Locker Room Policies, Disability Ally Training, Cultural Competency Training and LGBTQ Ally Training; Collaborations done with DePaul Campus Recreation Staff, Department of Rehabilitative Services, Champaign and Urbana Park Districts and Champaign Coalition (D, HLB, S)

Division of Intercollegiate Athletics Collaboration with Athletic Trainers and use of pools (S, SD)

Served as the host site for the state volleyball and basketball tournaments sponsored by the Illinois Inter-Agency Athletic Association (D)

Hosted a skating fall exhibition, spring show, and the annual Land of Lincoln Speedskating competition (D, SD)

Accommodated Champanamoms and families for a summer evening of free skating (D, S)

Welcomed Graduate students and their families on April 9 during Graduate Student Appreciation Week (HLB, SD)

Campus Recreation food drive (Staff Olympics); Holiday Family - Community service work (S, SD, HLB)

Fitness/Wellness partnered with the Vice Chancellors Office to be a key contributor for the Illini Wellness Week event (HLB)

Offered Run Illini Run program for members and students that wanted to train for the Illinois Marathon events (HLB)

Beckwith Swim - Provided CRCE pool, lifeguards, wet classroom, soda and pizza free of charge to members of the Beckwith community (D)

Beckwith Skate - Provided Ice Arena ice time and cookies free of charge to members of the Beckwith community (D)

Latina/o Family Visit Day (12th year) - Partnered with La Casa Cultural Latina to provide space and staff for Latina/o Family Visit Day program; Served on committee; Campus Recreation programmed activities at CRCE for young siblings in attendance; ARC Gym 1, Winter Garden, Auditorium, MP6 & MP7, CRCE Pool, Wet Meeting Room & Mac Gym (S, D, SD)

Additional Noteworthy Events:

- Illinois Marathon: Expo, Packet Pickup, Pasta Feed
- State of Illinois LEGO Competition
- State of Illinois Robotics Competition
- Latina/o Youth Conference
- ISSS Indoor World Cup (fall and spring)
- Dad's Association Tailgate
- President's Office Tailgate
- Leadership Center Events & i-Programs hosted
- IUB Late Night Dance (CRCE)
- Presidential Primary Vote Polling Site

**STEWARD
CURRENT
RESOURCES
AND GENERATE
ADDITIONAL
RESOURCES FOR
STRATEGIC
INVESTMENT**

Supported a review, updating and revamping of the Campus Recreation Policies and Procedures (S, HLB, A)

Building Service Worker roles and job assignment restructure review (S, A)

Supported implementation of a shared service marketing model in collaboration with Illini Union (S, A)

Worked with F & S on implementing a new portable refrigeration system at the U of I Ice Arena (S, A)

Intramural Sports participation assessment for new programming and continued programming (A)

Implementing a review of Member Services (S, A)

Review and revision of several Memo's of Understanding with departments such as University High School, Division of Intercollegiate Athletics and Kinesiology (S)

Staff restructure resulted in the implementation of several new focus areas (Inclusive Programming, Facility Reservations and Sponsorship and Outreach), revision of current roles (Wellness, Student Development and Risk Management) and new supervisory roles (Marketing and Programming); Personnel savings of \$175,000 per year (S, A)

Restructuring of Intramural staff to better serve students and budget (S)

Retro-commissioning of electrical, heating and air conditioning for ARC and CRCE resulting in savings of \$350,000 (S)

Served on Student Affairs Homecoming Committee - Implementing a review of Risk Management Practices as part of Big 10 Campus Recreation strategic focus (A, S, HLB)

Resurfacing of the CRCE aquatics center pool and hot tub (S)

Rented Turf Fields to Illini Marching Band (S, D, SD)

Champaign County Visitor's Bureau - Soccer tournaments (S)

Freer Pool Closure (S)

Review and revision of rental fees (S, SD, A)

Review and revision of Membership fees (S, SD, A)

Review and revision of Intramural Forfeit fees (S, SD, A)

As of Fall 2015, permanently relocated the upper level Learn To Swim classes to the ARC indoor pool (S)

KEY
Campus Recreation goals in (.
S - Sustainability
D - Diversity
SD - Student Development
HLB - Health and Life Balance
A - Assessment

**GOALS FOR
2015-16**

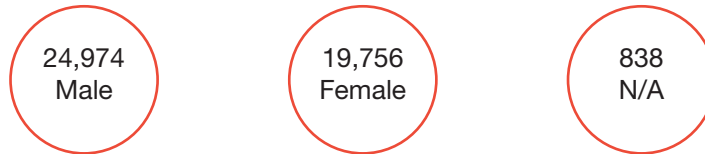
- Review current student employee training program and revise to meet the changing needs of our students and incorporate learning outcomes from Campus Conversations
- Involve students in plans surrounding the Student Wellness initiatives - Partner with other Wellness related entities to develop collaborative wellness programs for students
- Continue to be fiscally responsible as Budget expectations are communicated
- Continue to be creative and innovative with sponsorship opportunities
- Further develop Campus Recreation's inclusive and diverse outreach efforts
- Develop a student employee hiring team in which current student employees will seek out new talent and develop new employees to be responsible fitness and wellness providers
- Revamp the Fitness Program educational courses to allow for CEU/college credit
- Involve students in planning fitness special program and events as service providers

- Provide more opportunities for Fitness-focused students to build experience and engage in extra-curricular fitness conferences, events, and research projects

- Continue to involve students in plans surrounding the Student Wellness initiatives
- Partner with DRES to provide better training to our student staff to provide better assistance to our students and members in wheelchairs – transfer to machines, pool lift, etc.
- Complete ongoing searches to become fully staffed; Onboard and training incoming staff members; Reduce workload of employees that may have taken on additional responsibilities while department was short-staffed

ALL FACILITIES

Valid card swipes: 1,603,101
 Distinct valid card swipes: 45,568
 (different people entered facility at least 1 time)



Category	Participants
Faculty/Staff	2,871
Graduate	7,617
Undergraduate	30,682
College of Law	464
College of Medicine	158
School of Music	94
Veterinary Medicine	360
Intensive English	132
Extra Help	64
Emeritus Faculty	35
Ret. Faculty/Staff	131
Univ Related Org	18
Visitor	1,691
University Laboratory High School	21
OLLI Scholar	57
UIUC Research Park	90
Student	2
Student-Peoria	2
Departmental Card	2
UIC Police Retired	1
Upward Bound	9
Off Campus Graduate	2
Conference/Emergency Replacement (Temp Employees, Visiting Scholars, etc.)	721

Year in School	Participants
Freshman	2,509
Sophomore	5,748
Junior	6,915
Senior	15,181
Und Non-Degree	171
Graduate	10,196
Graduate Summer Session I	12
Graduate Summer Session II	53
Grd Non-Degree	23
Dentistry Yr 3	162

FITNESS

Personal Training:

Total Packages Sold: 6,518

5K, 10K, Half-Marathon Running Group Participants: 15

Group Fitness:

Number of Classes Offered – 78 per week/per semester

Number of Passes Sold – 3,313

Student Wellness:

Instructional Cooking Class Total Participation: 184

Nutrition Checkup Total Participation: 18

AQUATICS

Aquatic visitors (lap swimming): 79,603

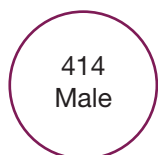
Learn to Swim:

Session	Participants
Fall 2015	436
Spring 2016	465
Summer 2016	266
Lifeguard Training	12
Lifeguard Instructor Training	6
Water Safety Instructor Training	n/a

CLUB SPORTS

* considered to be an active member if they attended at least 50% of the club's practices

ACTIVE MEMBERS*:



INDOOR RENTALS

RSO/Club Sport Reservation Days
 RSO: 1,014
 Club Sports: 1,179

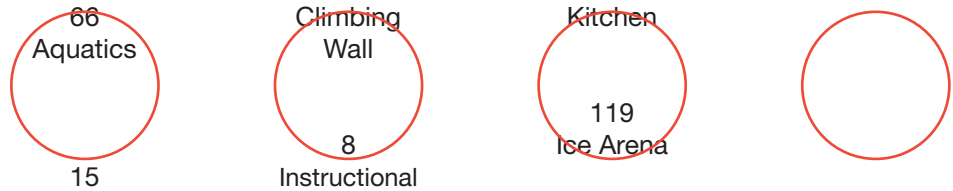
Fall 2015: 974
 Spring 2016: 1,216
 Total: 2,190

Groups	# Group Rentals	# Unique
RSO	177	96
Community	42	27
Departments	79	48
Clubs	187	23
Total	485	194

Rental Hours

Campus Rec: 4,129
 RSO: 1,930
 University Department: 2,902
 Community: 380
 Club Sport: 2,665

Birthday Parties:



OUTDOOR RENTALS

Rental Hours
 Complex Field: 1,443
 Outdoor Center Fields: 611
 Illini Grove: 462
 Total: 2,522 hours

INTRAMURALS

Total Teams: 1,078
 Mens: 531
 Fraternity Greek Cup: 128
 Womens: 85
 Sorority Greek Cup: 12
 Co-Rec: 337

Total Roster Counts: 12,250
 Men: 8,186
 Women: 2,655

Unique Participants: 10,507
 Men: 7,870
 Women: 2,637

Total Participant Sign-Ins: 34,157
 Men: 27,271
 Women: 6,886

Number of Games: 2,151
 Number of Defaults: 295
 Number of Forfeits: 146

Fall 2015

	Flag Football	Soccer	Inner Tube Water Polo	Sand Volleyball	Tennis	12" Softball	Badminton	Volleyball	Dodgeball	Indoor Soccer	Totals
Teams	114	87	1	41	15	37	24	57	27	73	476
Mens	67	65	0	5	8	10	12	8	16	48	239
Fraternity Greek Cup	27	15	0	0	0	17	0	0	0	0	59
Womens	0	7	0	5	4	0	4	8	4	12	44
Sorority Greek Cup	0	0	0	5	0	0	0	0	0	0	5
Co-Rec	25	0	1	30	3	11	12	44	12	16	154

Spring 2016

	Basketball	Indoor Soccer	Inner Tube Water Polo	Volleyball	Outdoor Soccer	Bowling	Extreme Dodgeball	16" Softball	4 on 4 Flag Football	Ultimate Frisbee	Totals
Teams	178	94	7	55	102	25	29	58	36	18	498
Mens	120	50	0	4	28	8	14	39	22	7	248
Fraternity Greek Cup	25	10	0	8	11	0	0	0	11	4	47
Womens	10	10	0	9	4	5	0	0	3	0	38
Sorority Greek Cup	0	0	0	4	0	0	3	0	0	0	13
Co-Rec	23	24	7	30	59	2	12	19	0	7	68
Open	0	0	0	0	0	10	0	0	0	0	0
Roster Counts	1,786	1,109	53	536	1,649	130	277	822	258	229	5,710
Men	1,552	861	26	242	1,146	96	185	699	239	192	4,230
Women	234	248	27	294	503	34	92	123	19	37	1,486
Unique Participants	1,719	1,037	53	524	1,514	130	268	819	257	228	5,511
Men	1,507	811	26	237	1,016	96	176	696	238	191	4,049
Women	212	226	27	287	498	34	92	123	19	37	1,462

ACTIVITIES & RECREATION CENTER

Total valid card swipes: 1,168,850

Distinct valid card swipes: 41,368
(different people entered facility at least 1 time)

Gender


Male: 22,975

Female: 17,767

N/A: 626

Category	Participants
Faculty/Staff	2,396
Graduate	6,955
Undergraduate	28,108
College of Law	450
College of Medicine	149
School of Music	74
Veterinary Medicine	303
Intensive English	114
Student	2
Extra Help	59
Emeritus Faculty	32
Emerita Faculty	5
Off-campus Graduate	1
Ret. Faculty/Staff	121
Univ Related Org	13
Visitor	1,617
University Laboratory High School	17
OLLI Scholar	53
UIUC Research Park	87
UIC Police Retired	1
Upward Bound	4
Departmental Card	2
Conference/Emergency Replacement	535

Year in School	Participants
Freshman	2,244
Sophomore	5,201
Junior	6,351
Senior	13,992
Und Non-Degree	153
Dentistry Yr 3	146
Graduate	9,277



INSTRUCTIONAL KITCHEN

Partnerships:

Housing Dining Services
Sustainable Student Farm
McKinley Health Center
Bevier Café
UI Wellness Center
Masters of Public Health program
Housing Library staff
Meijer
Counseling Center

47
Group
Rentals

12
Healthy
Cooking
Classes

900
Participants*

20
Outreach
Events

*(includes rentals, classes and special events)

CLIMBING WALL

Visitors to the ARC Climbing Wall: 6,986
Climbing Wall rentals: 34 distinct groups, 3 Kinesiology Classes

CLIMBING WALL BELAY ENDORSEMENTS:

162
Fall

65
Spring

22
Summer

249
Total

CAMPUS RECREATION CENTER EAST

Valid card swipes: 416,675

Distinct valid card swipes: 27,468
(different people entered facility at least 1 time)

Gender


Male: 15,193

Female: 11,989

N/A: 286

Category	Participants
Faculty/Staff	1,692
Graduate	4,806
Undergraduate	18,710
College of Law	177
College of Medicine	121
School of Music	71
Veterinary Medicine	173
Intensive English	66
Student	1
Extra Help	35
Emeritus Faculty	25
Emerita Faculty	3
Ret. Faculty/Staff	92
Univ Related Org	13
Visitor	975
University Laboratory High School	7
OLLI Scholar	34
UIUC Research Park	56
Upward Bound	6
Conference/Emergency Replacement	237

Year in School	Participants
Freshman	1,558
Sophomore	3,798
Junior	4,354
Senior	8,881
Und Non-Degree	100
Dentistry Yr 3	120
Graduate	6,301



ICE ARENA

410 Public Sessions
240 Lunch Skates; 170 Sat/Sun afternoon and Wed/Fri evening sessions
119 Birthday Parties
63 private rental groups accommodated

Kinesiology

27 sections
Over 1,200 UI students enrolled

Learn to Skate

160 classes offered in fall, winter and spring
Total enrollment of 884 participants

Freestyle

280 sessions, 422 hours
3,652 participants (2,815 skaters; 837 coaches)

Rat Hockey

83 sessions, 124 hours
1,305 participants

Stick & Puck

113 sessions, 163 hours
1,700 participants

Intramural Hockey

4 divisions, 18 total teams
252 total participants



OUTDOOR CENTER FIELDS

141,786 participations



COMPLEX FIELDS

78,858 participations



STUDENT DEVELOPMENT

Hiring Statistics

Programs or facility improvements around enhanced knowledge and appreciation of diversity
Clarity & enhancement of the student experience at Illinois

Ethnicity/Gender

African American	11%
Asian American	9%
Biracial	3%
Caucasian	58%
International	3%
Latino/a	9%
Native American	.1%
Other	2%

Current Employed (658*)

Female 51%
Male 44%

Student Employee Training (SD)

Clarity & enhancement of the student experience at Illinois
Engagement with & commitment to partners & stakeholders
The existing LEAP professional development program was suspended for the 2015-16 year while a new program could be developed. The goals for the new program were incentivizing participation, more targeted training topics and more efficient use of resources. The new training program will be implemented for Fall 2017 with the following components:

1. Core Training
 - a. Campus Recreation Culture
 - b. Risk Management
 - c. Communication, Customer Service and Conflict Resolution
2. Leadership Retreat focusing on student leaders staff
3. Professional Development Workshops focusing on non-essential, but still valuable topics such as time management, career development, resume workshop and other to be determined.

Risk Management

CPR/AED and First Aid Classes: 378 Certifications
Blood Borne Pathogens Classes: 396 Certifications

Professional Development (S)

Clarity & enhancement of the student experience at Illinois
Engagement with & commitment to partners & stakeholders
Conference Travel

- Took 4 student to IIRSA State Workshop, University of Illinois Chicago, October 2015
- Supported 1 student to attend the LeaderShape 2016 Institute, Monticello, IL, January 2016
- Took 4 students NIRSA Region 3 Lead On Conference, Ohio State Uni-

versity, Columbus, Oh, January 2016

- Took 2 students to NIRSA Annual Conference, Orlando, FL, April 2016
- Took 1 student to Big Ten Recreational Sports conference, Purdue University, May 2015

RST Capstone Internship

- 3 RST students completed their required 480 hours internship with Campus Recreation from Summer 2015 through Spring 2016.

New Graduate Assistants

- Fall 2015: Carson Petersheim, Events; Corie Baldwin, Aquatics; Laney Cherveney, Ice Arena; Eric Nurczyk, Marketing
- Hired for Fall 2016: Carter Carroll, Intramural Activities; Heidi Olson, Student Development

Learning Outcomes Assessment (A, SD)

Clarity & enhancement of the student experience at Illinois

Engagement with & commitment to partners & stakeholders

Who participated?

- 133 people total completed 90% or more of the survey
- 39% men, 61% women
- 5% freshmen, 17% sophomores, 27% juniors, 16% seniors
- 77% White, 7% Latino/a, 6% African-American, 6% Asian-American, 6% other
- 5% international students
- Less than 5 students completed the entire survey more than once, but with a year separating their responses, so I kept them in.

Relevant variable aggregated results:

- Cultural Intelligence Scale (MCQ): Mean = 3.58 (Standard deviation = 0.57)
- Student Leadership Practices Inventory: Mean = 4.10 (Standard deviation = 0.56)
- Wellness and Career Readiness Scale: Mean = 3.54 (Standard deviation = 0.52)

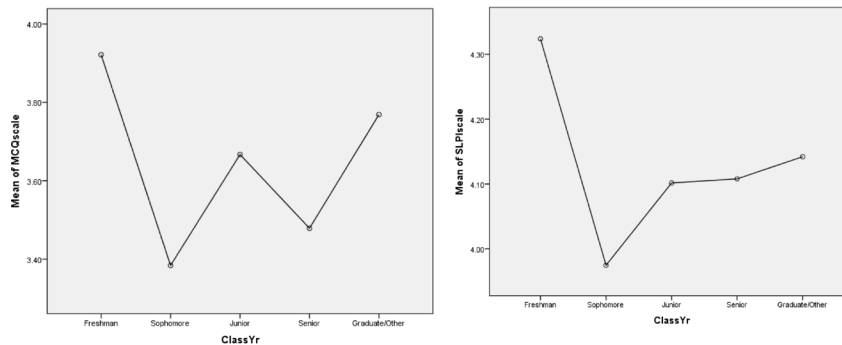
Because I standardized the response scaling on these results, you can interpret this as Campus Rec employees, in general, feel more comfortable being leaders than acting with cultural intelligence or with their own wellness in mind.

Results by class year

I performed “One-way ANOVAs” for each scale, looking at mean/average differences when the sample was split into their respective class years.

As students progress academically, their SLPI (leadership) and Wellness scores do NOT change significantly. SLPI: $F(4,128) = .585, p=.67$. Wellness: $F(4,128) = .810, p=.52$. However, their MCQ scores go up and down a bit: $f(4,128) = 2.563, p =.041$. (If you remember from stats, you’re looking for “p” values lower than .05 for statistical significance).

The actual graphs of mean scores by class year look a little wonky, and you might have some additional interpretation of them. Here they are, if you’re interested.



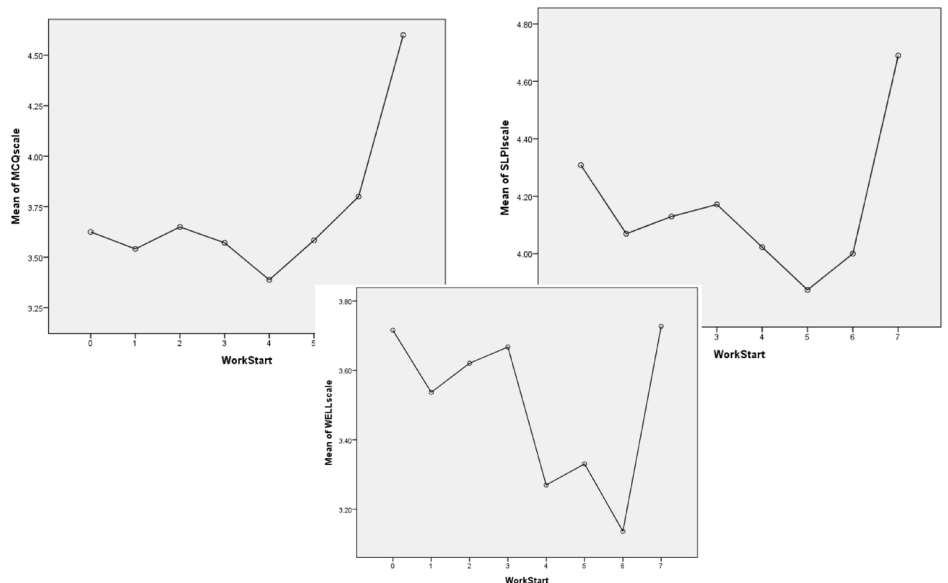
Results by tenure in Campus Rec

For this, I had to recode some raw data that asked students the date that they had started at Campus Rec. I summarized this data into single years (i.e. 1 year, 2 years, etc.) rather than into something more nuanced (i.e. by month) the overwhelming majority of students started in relatively similar months (i.e. August).

Same type of “One-way ANOVA” analysis.

We get no statistical significant differences overall in any measure. MCQ: $F(7,125) = .845, p=.55$. SLPI: $F(7,125) = .74, p=.64$. Wellness: $F(7,125) = 1.658, p=.13$.

However, you can see some weird stuff going on with the graphs. There are just enough students in your sample who have worked for more than 4 years that I couldn’t just ignore them, but they are clearly messing up a steadily DECREASE trend in all three scales. It looks like the longer students work at Campus Rec, the slightly worse they get in leadership and measurably worse in wellness (but not cultural intelligence), until they become super seniors (and in a handful of cases, super-super seniors).



WEB ANALYTICS

campusrec.illinois.edu

Stats for July 1, 2015 - June 30 ,2016

Total visits: 674,618
Unique visitors: 275,477
Pageviews: 1,596,601
Pages/visit: 2.37
Average Visit Duration: 1 minute, 37 seconds

How users are accessing:

Desktop – 674,618
Mobile – 276,615
Tablet – 24,491

Mobile Devices Accessing:

Apple iOS – 197,671
Android – 61,265
Windows Phone - 577
Blackberry - 237

Individual Page Views:

Indoor schedules – 239,831
Main page – 149,643
ARC facility – 110,380
Calendar List – 79,154
Public Skates – 56,4449
Fitness – 50,290
Intramurals – 38,722
Skating – 35,527
CRCE facility – 32,942
Employment – 30,254
Membership Fees – 29,354
Group Fitness Descriptions – 27,080
Club Sports – 18,393
Dimensions of Wellness – 16,899
Aquatic Pools – 14,783
Skating Admission – 13,877
Facility Rentals – 13,087
Adventure Rec – 12,895
Cooking – 9,618

SOCIAL MEDIA



Campus Recreation Facebook:
4,905 fans

Twitter @IlliniCampusRec:
4,080 Tweets; 3,653 Followers; 858 Following

Pinterest:
35 Boards; 1,497 Pins; 380 Followers; 85 Following

Instagram:
967 Followers; 184 Following

YouTube:
376 Subscribers; 466,321 Views

Ice Arena Facebook:
1,318 Fans

Ice Arena Twitter @Ulicearena:
316 Tweets; 219 Followers; 172 Following

Foursquare Account:
ARC- 2,863 total visits
CRCE – 924 total visits
Ice Arena – 634 total visits